



## From the Principal



### Open Night

On Wednesday, 14th March we held an Open Night to celebrate our school with future students and parents from local primary schools and the wider community. All of our great facilities and teachers were on display with students acting as tour and information guides. The night was a great success with well over 120 people attending. We intend

now to work closely with our feeder primary schools inviting students to do some learning at Valley View Secondary School. We are looking forward to this collaboration.


### Future Schools Alliance (FSA)

Last newsletter I informed the community we have joined the FSA to assist us in a 'journey of school transformation'. Mr Peter Hutton, director of FSA and former principal of Templestowe College, Victoria, visited Valley View Secondary School 2 weeks ago and has given us feedback on the things we can do to improve our school. We are looking forward to our journey and I will continue to keep the school community informed.

### Sports Day

I would like to acknowledge the leadership of Mr Claude Miller in ensuring that we had another successful sports day on Friday, 9<sup>th</sup> March. Thank you to all of the parents/caregivers and community members who supported our students and we look forward to future support of whole school events.

Mr Greg Cox



The new look windows that will be appearing around the school.

Newsletter No. 3 March 2018

## Diary Dates

### Term 1

#### Tuesday 10 April

Year 8 Immunisation

Year 11-12 Meningococcal B swab

#### Friday 13 April

Last day of Term 1

Early dismissal 2:05pm

### Term 2

#### Monday 30 April

Student Free Day

Staff Training & Development

#### Tuesday 1 May

First day of Term 2

#### Thursday 3 May

Parent / Teacher Interviews

3:00pm—8:00pm

## Reporting Student Absence

If your child is absent from school please contact Valley View Secondary School on 8360 6111 before 9am to let us know a reason for the absence. If your child is marked unexplained for Homegroup and we have not been notified, a text message will be sent to the first Parent/Caregiver's mobile number as recorded in our student database. This text message can only be replied to within 24 hours before the number is deactivated. Please use the student diary for signing students in late or leaving early from school and please contact the front office to complete an Exemption Form if your child/ren will be absent for more than 5 consecutive days.

## Term Dates—2018

Term 1	29th January—13th April
Term 2	30th April—6th July
Term 3	23rd July—28th September
Term 4	15th October—14th December

# Senior Indoor Cricket

On Tuesday, 6<sup>th</sup> March our Senior Boys Indoor Cricket Squad played in a NE Vista competition for the school at Brahma Lodge Indoor Sports Centre. Being a 6 team competition it was a long day for the boys and was always going to present a challenge as Roma Mitchell Secondary School being renowned for their cricket made it a tough match for our boys. The first game against Modbury High School was tough but we managed a win and then won all games except one against Parafield Gardens High School. We ended up in top 3 spot with only 2 points separating us. Our boys showed real spirit all day and never gave up. Overall a good effort by our boys coming 3rd and they behaved like true sportsmen and acknowledged their opposition for a great day.

Well done boys.



**Mr Claude Miller**  
HPE Co-ordinator

## Sports Day

McKay

Elliott

Fraser

Bradman

Valley View Secondary School Sports Day was held on Friday, 9<sup>th</sup> March. It was a great day weather wise and excellent student involvement.

We had our 4 houses competing, **McKay (red)**, **Elliott (green)**, **Fraser (yellow)** and **Bradman (blue)**. The day started with our welcome address, followed by 10 rotational athletic events with 3 fun events completing the day. Students came dressed up in their colours with a great attitude to be involved for the day and try their best. At the end of the day Fraser (yellow) were victorious on 1171 points, Blue 2<sup>nd</sup> on 968, Red 3<sup>rd</sup> on 869 and Green 4<sup>th</sup> on 555 pts. Exceptional individual efforts on the day were Trei Heard (85), Daniel Goodwin (85), Paige Fraser (75) and Alannah Pix (90).

Everyone had a fun day and students were well behaved. Thanks to all the teachers who helped out on the day, especially Mr Cox, Mr Loielo, Ms Fattori, Mr Lee and Mr Chance and all parents who came to watch.

See you all next year!!

**Mr Claude Miller**  
HPE Co-ordinator



House Points (update)

Fraser	1462
Bradman	1280
McKay	1158
Elliott	0777



# Mobile Dental Service

The Mobile Dental Service has started at Valley View Secondary School with good reports coming from the students. The dental team can provide the following dental services during school:

- Comprehensive oral examinations
- Removal of plaque and calculus (hardened plaque)
- X-rays and fillings
- Fissure sealing and tooth treatments
- Dental care plans
- Extractions
- Partial dentures



All staff are 'police' checked and 'working with children' certified.




Because the service operates from the school it saves the hassle of having to miss school to make appointments, and the service will check your eligibility to use the service. For most families it means that they can access up to \$1000 worth of treatment over two years accessing the Child Dental Benefits Schedule (CDBS). All that parents and guardians need to do is to complete the forms and return them to school. Forms for the service went home in Week 4, but if you have misplaced them then please contact the school so we can arrange replacement forms.

**Mr Jamin Lee**  
**Student Wellbeing Leader/ FLO Manager**

## SRC 2018

This year's Student Voice Team (formerly known as SRC) is comprised of 10 students from across the school, representing diverse perspectives from a range of students.

The team members are:



Some of our priorities for the year are fundraising and school events, establishing a music devices policy at school and investigating getting the canteen running again. So far the students have organised Harmony Day activities and represented the student body in conversation with Mr Peter Hutton as part of the Future Schools Alliance.

Ms Jessica Macdonald and Ms Nakita Anzellotti (staff mentors)



**BULLYING. NO WAY!**  
TAKE A STAND  
TOGETHER

[www.bullyingnoway.gov.au](http://www.bullyingnoway.gov.au)

Dear parents

At our school we aim to create a safe and supportive school community for everyone.

Sometimes, it can be difficult for parents or carers to know what to do when their child talks to them about bullying.

You are an important part of our work to prevent bullying and to respond effectively if it happens. Stopping bullying involves everyone.

**If your child talks to you about bullying:**

1. **Listen** calmly and get the full story. Your calm response is important to allow your child to tell you all about the situation. After they've told you their story, ask questions to get more details if you need to: who, what, where, when. Although you may feel some strong emotions about your child's experience, try to keep calm to avoid more distress to your child.

**If your child talks to you about bullying:**

1. **Listen** calmly and get the full story.
2. **Reassure** your child that they are not to blame.
3. **Ask** your child what they want to do about it and how you can help.
4. **Visit** [www.bullyingnoway.gov.au](http://www.bullyingnoway.gov.au) to find some strategies.
5. **Contact** the school.
6. **Check in** regularly with your child.

**BULLYING. NO WAY!**

[www.bullyingnoway.gov.au](http://www.bullyingnoway.gov.au)

2. **Reassure** your child they are not to blame. Many children blame themselves and this may make them feel even worse. You could say things like, 'That sounds really hard to deal with. No one should have to put up with that.' or 'I'm so glad you told me. You should be able to feel safe at school; that's not fair at all'.

3. **Ask** your child what they want to do and what they want you to do. A critical part of your response is to avoid jumping in to solve the problem. While it is natural to want to protect your child, helping them to find their own solution is a better option. It helps them feel they have some power in the situation.

4. **Visit** [www.bullyingnoway.gov.au](http://www.bullyingnoway.gov.au) to find some strategies. The website has tips and ideas for different bullying situations. One idea is to practise strategies at home to help your child feel more confident.

5. **Contact** the school. Your child may be reluctant for you to do this, so discuss the idea and reassure them that the school would want to know and is able to help. Make an appointment to meet with your child's teacher and, if you need to, ask to talk with the principal. Contact the school immediately if you have a concern about your child's safety.

6. **Check in regularly** with your child. Keep the conversation going. It can take time to resolve issues, so check in regularly with your child about their experiences and their feelings. Your ongoing support is important.

If you are looking for support for yourself to deal with a bullying situation, you will find ideas on the Bullying. No Way! website for parents. As well, please contact the school if you would like to discuss any aspect of our approach to preventing bullying.

Thanks for your support to make our school a great school for everyone.

TAKE A STAND TOGETHER

**BULLYING. NO WAY!**

[www.bullyingnoway.gov.au](http://www.bullyingnoway.gov.au)



**Government of South Australia**  
Department for Education and  
Child Development

**International Education Services**

Department for Education and Child Development  
T/A South Australian Government Schools CRICOS Provider Number: 00018A



# Parking Around Schools

**Due to the chaotic nature of traffic around schools at peak times, streets can be an extremely dangerous place for children.**

**Young children have not yet fully developed their cognitive abilities and therefore their perception, judgement and awareness of potentially dangerous situations is not adequately developed to enable them to cope with the road traffic.**

**Children are not easily visible and often act impulsively, which means if you are driving around a school take special care, to ensure we keep our children safe. Remember that children copy grown-ups - encourage good road sense by watching them closely and leading by example.**

## 5 Helpful Tips for School Zones

As parents and caregivers we have a great responsibility to ensure children stay safe in school zones. We also play a key role in educating children about road safety. Here are 5 helpful tips for safety in school zones:

1. Allow enough time to take your child to the school gate safely and without rushing.
2. Always observe parking signs and speed limits in and around school zones. They are designed to keep your child safe.
3. Talk about signs and traffic lights with your child. Identify and discuss places where it is safe to get out of the car and cross the road.
4. Teach your child how to cross the road using the 'stop, look and listen' process – stop at the kerb, look and listen for traffic and then decide whether it is safe to cross.
5. Park a few streets away and walk your child to school. This is also good exercise and helps teach your child road safety rules.

## Behaviours to Avoid

- Speeding
- Double parking
- Parking too close to an intersection
- Parking across driveways
- Parking too close to pedestrian crossings



[facebook.com/cityofsalisbury](https://facebook.com/cityofsalisbury)



[twitter.com/cityofsalisbury](https://twitter.com/cityofsalisbury)

City of Salisbury 12 James Street, Salisbury SA 5108  
T: 08 8406 8222 E: [city@salisbury.sa.gov.au](mailto:city@salisbury.sa.gov.au)  
[www.salisbury.sa.gov.au](https://www.salisbury.sa.gov.au)



# Common Traffic Signs

The City of Salisbury has implemented a comprehensive traffic management and parking scheme in the streets surrounding your child's school to help make it a safe place.


Going against the road rules places not only your child's life at risk, but those of others. Tragedies can occur if care is not taken to abide by these rules.

Below are some explanations of signs that are placed around schools to ensure your child stays safe.



## No Parking Signs

Drop off and pick up only. You must not queue or wait here. The driver must remain with the vehicle.



## No Parking Signs

The same rules apply as the previous 'No Parking' sign, however, the rules only apply during the times and days shown on the sign.



## No Stopping Signs

You must not stop in a 'No Stopping' area at anytime. Drop off and pick up is not allowed even for the briefest

## Yellow Kerb Lines

An unbroken yellow kerb line is a no stopping line and therefore the same rules apply as for a 'No Stopping' sign.



## Bus Zone Signs

You must not stop within a bus zone at any time. This zone is only available to public buses.

## Obstruct Driveways

A vehicle must not obstruct an entrance way or crossing point to a property, even if it is your own.

## Reserves, Footpaths & Verges

It is an offence to drive or park on a reserve, footpath or dividing strip and could cause an accident, injure a pedestrian or damage property.